

THE OAK TREEHOPPER, PLATYCOTIS VITTATA (FABRICIUS)¹
 (HOMOPTERA: MEMBRACIDAE)

F. W. MEAD

INTRODUCTION: THE OAK TREEHOPPER IS FAIRLY COMMON ON DECIDUOUS AND EVERGREEN OAKS, QUERCUS spp., WHERE IT IS SOMETIMES SUFFICIENTLY ABUNDANT TO CAUSE CONCERN TO OWNERS OF VALUABLE SHADE TREES. IN FLORIDA WE HAVE REPORTS OF PROFESSIONAL SPRAYMEN BEING HIRED TO CONTROL THIS PEST. HOWEVER, DAMAGE BY A COLONY OF THIS SPECIES OF TREEHOPPER IS MINOR AND ESSENTIALLY CONFINED TO SMALL OVIPOSITION SCARS IN TWIGGS. THIS CONTRASTS WITH THE CLOSELY RELATED THORN BUG, UMBONIA CRASSICORNIS (A. & S.), WHICH CAN, WHEN ABUNDANT, CAUSE CONSIDERABLE DIEBACK OR EVEN DEATH OF SMALL TREES.

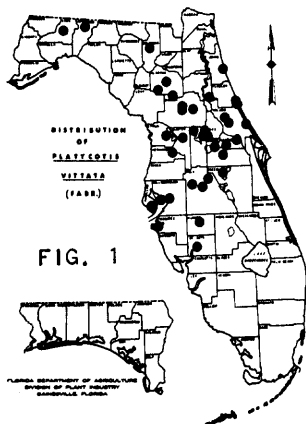


FIG. 1



FIG. 2. NYMPH. 7X

LEFT, FLORIDA DISTRIBUTION OF PLATYCOTIS VITTATA.




FIG. 3. ADULT P. VITTATA VAR. 'SAGITTATA'.
 7X

DISTRIBUTION: FUNKHOUSER (1951) GIVES THE DISTRIBUTION AS BRAZIL, MEXICO, AND UNITED STATES. THIS SPECIES ALSO HAS BEEN REPORTED FROM VANCOUVER ISLAND, CANADA. THE RECORDED DISTRIBUTION IN THE UNITED STATES IS PRIMARILY IN THE STATES THAT FORM A BROAD U-SHAPED CURVE FROM PENNSYLVANIA AND NEW JERSEY SOUTH THROUGH THE CAROLINAS AND GEORGIA TO FLORIDA, THEN WEST TO MISSISSIPPI, TEXAS, ARIZONA, CALIFORNIA, AND NORTH TO OREGON (AND VANCOUVER) WHERE THE COASTAL CLIMATE IS MODERATE. INTERIOR RECORDS INCLUDE OHIO, ILLINOIS, TENNESSEE, AND WESTERN NORTH CAROLINA, BUT IN GENERAL, THERE IS A SCARCITY OF RECORDS FROM THE GREAT HEARTLAND AREAS OF THE UNITED STATES. THE 40TH PARALLEL SERVES AS AN APPROXIMATE NORTHERN RANGE LIMIT WITH FEW EXCEPTIONS. THE FLORIDA DISTRIBUTION IS INDICATED IN FIG. 1. MOST OF THESE RECORDS ARE FROM THE FILES OF THE DIVISION OF PLANT INDUSTRY (DPI).

HOSTS: IN FLORIDA, DPI FILES SHOW ADULTS AND NYMPHS REPORTED SEVERAL TIMES ON EACH OF THE FOLLOWING OAKS: LAUREL OAK, QUERCUS LAURIFOLIA; WATER OAK, Q. NIGRA; TURKEY OAK, Q. LAEVIS. OTHER PLANT SPECIES RECORDED AS "HOSTS" SHOW ONLY ADULT TREEHOPPERS PRESENT. THESE SPECIMENS MOST LIKELY WERE STRAYS TEMPORARILY RESTING ON PLANTS NEAR INFESTED OAK TREES. DPI HAS OVER A DOZEN RECORDS OF THE OAK TREEHOPPER BEING CAUGHT IN STEINER TRAPS HANGING IN VARIOUS KINDS OF CITRUS TREES, PRIMARILY CALAMONDIN, CITRUS MITIS. OTHER HOSTS INCLUDE LIVE OAK, QUERCUS VIRGINIANA, IN FLORIDA AND CUT-LEAVED BIRCH, BETULA ALBA VAR. IN OHIO AS REPORTED BY DOZIER (1920). MCATEE (1921) LISTED RED OAK, QUERCUS RUBRA, AT PLUMMERS ISLAND, MD., NEAR WASHINGTON, D. C. AS A HOST, AND OSBORN (1940:98-100, 1 FIG.) REPORTED EXAMPLES TAKEN FROM RIVER BIRCH, BETULA NIGRA, IN OHIO. DPI HAS ADULT SPECIMENS COLLECTED IN RALEIGH, N. C., MAY 10, 1952, ON WHITE OAK, QUERCUS ALBA AND BLACKJACK OAK, Q. MARILANDICA, BY B. K. DOZIER. AT RALEIGH, DOZIER ALSO COLLECTED NYMPHS AND ADULTS ON Q. RUBRA, OCTOBER 18, 1951. ESSIG (1958:205-206, 1 FIG.) REPORTED THAT HE COLLECTED A FRESHLY HATCHED COLONY FROM A CULTIVATED CHESTNUT TREE (PRESUMABLY IN CALIFORNIA).

LIFE HISTORY AND BEHAVIOR: DOZIER (1920) REPORTED THAT THE LIFE HISTORY OF THIS SPECIES HAD NEVER BEEN WORKED OUT, BUT THAT HIS OBSERVATIONS TENDED TO SHOW IT IS A SINGLE-BROODED SPECIES. FLORIDA RECORDS ARE PUZZLING, BUT THERE IS NO DOUBT THAT THE MAIN HATCH IS IN THE SPRING WITH PEAK NUMBERS USUALLY OCCURRING FROM THE SECOND HALF OF MARCH THROUGH EARLY MAY. DPI HAS SEVERAL RECORDS SHOWING OCCURRENCE IN NOVEMBER, DECEMBER, AND JANUARY, BUT NONE IN FEBRUARY NOR ANY FROM AUGUST THROUGH OCTOBER. IN THE NORTHERN PART OF ITS RANGE IT SEEMS LIKELY THAT HATCHING IS DELAYED UNTIL LATE SPRING SINCE MOST OF THE NORTHERLY RECORDS KNOWN TO THE AUTHOR ARE FROM JUNE TO EARLY OCTOBER. THERE ARE FIVE NYMPHAL INSTARS. BEHAVIORWISE, INDIVIDUALS OF THIS SPECIES ARE GREGARIOUS. DOZIER (1920) FOUND LARGE COLONIES OF FROM 50-100 TREEHOPPERS CLUSTERED TOGETHER ON OAK BRANCHES. BEAMER (1930) EVEN OBSERVED MATERNAL INSTINCT IN FEMALES OF P. VITTATA ON OAK IN CALIFORNIA. FEMALES WERE OBSERVED TO "STAND SENTINEL" BETWEEN THEIR RESPECTIVE COLONIES OF NYMPHS AND THE BODY OF THE TREE. A FEMALE WOULD ALLOW HERSELF TO BE PICKED UP RATHER THAN FLY AWAY FROM HER PERCH. BEAMER WATCHED ONE FEMALE REPULSE A SMALL VESPID WASP APPROXIMATELY A DOZEN TIMES FROM HER COLONY OF NYMPHS. AFTER THE VESPID APPARENTLY GREW DISCOURAGED AND FLEW AWAY, "THE MEMBRACID FLEW TO HER YOUNG, CRAWLED OVER THE SPOT WHERE THE VESPID HAD ALIGHTED, APPARENTLY EXAMINED TO SEE THAT THEY WERE UNINJURED; THEN, MAKING SURE



FIG. 4. FREAK FRONTAL HORN.
 6.6X

¹CONTRIBUTION No. 99. ENTOMOLOGY SECTION

ALL WAS WELL AGAIN FLEW TO THE TWIG JUST BELOW THE NEST, TURNED HER HEAD TOWARD HER YOUNG AND STOOD IMMOBILE."

DESCRIPTION: THESE ARE LARGE, HEAVY-BODIED, TRIANGULARLY-SHAPED INSECTS OFTEN MARKED WITH STRIPES AND USUALLY, BUT NOT ALWAYS, BEARING A FRONTAL HORN. THE LENGTH IS 8 TO 9 MM NOT COUNTING THE HORN; WITH THE HORN THE LENGTH VARIES FROM 10 TO 13 MM. THIS SPECIES IS HIGHLY VARIABLE IN COLOR AND IN THE SIZE OF THE HORN. FOUR OF THE VARIATIONS HAVE ACHIEVED FORMAL NOMENCLATURE STATUS BUT THREE HAVE BEEN RELEGATED TO MERE VARIETIES OR FORMS BY DOZIER (1920) AND COOK (1955). DOZIER OBSERVED A CAGED COLONY ON OAK AT GAINESVILLE, FLORIDA, CHANGE FROM THE STRIPED FORM TO THE MOTTLED APPEARANCE IN TWO WEEKS TIME. COOK FOUND THE MALE GENITALIA OF ALL FOUR VARIETIES ARE SIMILAR. HE CONCLUDED, "THOUGH INTERGRADES AMONG THE FORMS EXIST IN MANY LOCALITIES, ALL FOUR CAN FREQUENTLY BE RECOGNIZED AS DISTINCT FORMS AND THEREFORE THE NAMES SERVE A USEFUL PURPOSE; THAT OF DESIGNATING A CERTAIN MORPHOLOGICAL TYPE."

COOK'S KEY TO VARIETIES OF PLATYCOTIS VITTATA:

- A. WITHOUT ANTERIOR PRONOTAL HORN.
 - B. PRONOTUM BROWN TO BROWNISH-GREEN, WITH OR WITHOUT LONGITUDINAL VITTAE-----VITTATA (FABRICIUS)
 - BB. PRONOTUM YELLOW, WITH FOUR RED LONGITUDINAL VITTAE -----VAR. LINEATA (FAIRMAIRE)
- AA. ANTERIOR PRONOTAL HORN PRESENT.
 - B. PRONOTUM BROWN TO BROWNISH-GREEN, WITH OR WITHOUT LONGITUDINAL VITTAE-----VAR. SAGITTATA (GERMAR)
 - BB. PRONOTUM YELLOW, WITH FOUR RED LONGITUDINAL VITTAE -----VAR. QUADRIVITTATA (SAY)




FIG. 5. P. VITTATA VAR. 'QUADRIVITTATA'. 6.6X

DIAGNOSIS: ONLY ONE OTHER SPECIES OF PLATYCOTIS IS RECOGNIZED NORTH OF MEXICO, A CALIFORNIA SPECIES WITH DISTINCT MALE GENITALIA AS ILLUSTRATED BY COOK (1955). IN FLORIDA, P. VITTATA IS SOMETIMES MISTAKEN FOR THE THORN BUG, UMBONIA CRASSICORNIS, BUT THE LATTER HAS A DIFFERENTLY SHAPED HORN WHICH IS MUCH MORE UPRIGHT. AND THE POSTERIOR PROCESS OR EXTENSION OF THE PRONOTUM IS LONGER, USUALLY REACHING THE TIP OF THE TEGMINAE OF THE THORN BUG. IN P. VITTATA THE TEGMINAE EXTEND FOR 1/4 TO 1/3 THEIR LENGTH BEYOND THE POSTERIOR PROCESS. NYMPHS OF THESE TWO SPECIES ARE SIMILAR BUT THE THORN BUG HAS TWO PARALLEL BLACK STRIPES ALONG THE TEGMINAL WING PADS, WHEREAS IN P. VITTATA THE PAD IS A FAIRLY UNIFORM DARK COLOR WITH A PALE BORDER. THERE IS CONSIDERABLE DIFFERENCE IN THE PATTERN OF DARK BANDS ON THE HEAD AND PRONOTUM AND USUALLY A DISTINCTLY DIFFERENT ANGLE OF THE HORN. SOME MATURE NYMPHS OF P. VITTATA DO NOT HAVE A HORN, AND IT IS SURMISED THAT THESE GIVE RISE TO HORNLESS ADULTS. THESE HORNLESS ADULTS CAN BE SEPARATED FROM SUPERFICIALLY SIMILAR OTHER U. S. SPECIES BY USING THE SUBFAMILY CHARACTER OF HIND TARSI MUCH SHORTER THAN THE FRONT AND MIDDLE TARSI. FOR EXAMPLE, THELIA BIMACULATA (F.) HAS A HORN SHAPED SIMILARLY TO P. VITTATA, AND THE FEMALES ARE A DRAB COLOR SIMILAR TO THE HORNED, MOTTLED VARIETY OF VITTATA. SUPERFICIALLY THE RESEMBLANCE IS CLOSE, BUT THELIA HAS HIND TARSI AS LONG AS THE FRONT AND MIDDLE TARSI, WHILE PLATYCOTIS HAS THE GREATLY REDUCED HIND TARSI. IN ADDITION, THELIA HAS A LONGER POSTERIOR PROCESS.

CONTROL: VERY LITTLE INFORMATION IS AVAILABLE FROM FLORIDA AT LEAST, ON WHICH TO BASE A CONTROL RECOMMENDATION FOR THIS TREEHOPPER. ORDINARILY THIS SPECIES DOES NOT DO ENOUGH DAMAGE TO JUSTIFY CONTROL MEASURES. IF A LOCAL SITUATION DEVELOPS WHERE CONTROLS ARE DESIRED, IT IS SUGGESTED THAT MALATHION OR LINDANE BE USED. FOLLOW THE DIRECTIONS ON THE BOTTLE FOR SAFE HANDLING AND FORMULATION. THE DOSAGE SHOULD BE THAT RECOMMENDED FOR TREEHOPPERS OR SIMILAR INSECTS SUCH AS LEAFHOPPERS.

REFERENCES:

BEAMER, R. H. 1930. MATERNAL INSTINCT IN A MEMBRACID (PLATYCOTIS VITTATA) (HOMOP.). ENT. NEWS 41(10): 330-331; 1 PLATE.

COOK, P. P., JR. 1955. NOTES ON NOMENCLATURE AND VARIATION IN PLATYCOTIS (HOMOPTERA:MEMBRACIDAE). PAN.-PAC. ENT. 31(3):151-154; 6 FIG.

DOZIER, H. L. 1920. NOTES ON THE GENUS PLATYCOTIS STAL. OHIO J. SCI. 20(6):209-212; 1 PLATE.

ESSIG, E. O. 1958. INSECTS AND MITES OF WESTERN NORTH AMERICA. MACMILLAN CO., 1050 P.

FUNKHOUSER, W. D. 1951. GENERA INSECTORUM, HOMOPTERA: MEMBRACIDAE. FASC. 208:1-383; 14 PLATES.

MCATEE, W. L. 1921. MEMBRACIDAE OF THE VICINITY OF WASHINGTON, D. C. PROC. BIOL. SOC. WASH. 34:123-134.

MEAD, F. W. 1962. THE THORN BUG, UMBONIA CRASSICORNIS (AMYOT AND SERVILLE) (HOMOPTERA:MEMBRACIDAE). FLA. DEPT. AGR., DIV. PLANT IND., ENT. CIRC. 8:2; 2 FIG.

OSBORN, HERBERT. 1940. THE MEMBRACIDAE OF OHIO. OHIO BIOL. SURV. BULL. 37(VOL. 7, No. 2):51-101.



FIG. 6. P. VITTATA VAR. 'QUADRIVITTATA' 6.9X

ACKNOWLEDGMENTS: APPRECIATION IS EXTENDED TO DR. D. H. HABECK, ASST. PROFESSOR, DEPT. OF ENT., UNIV. OF FLA., GAINESVILLE, WHO PROVIDED RECORDS OF PLATYCOTIS VITTATA FROM THE FILES OF THE MAIN EXPERIMENT STATION AT GAINESVILLE. EXTENSION ENT. J. E. BROGDON WAS CONSULTED FOR CONTROL RECOMMENDATIONS.