

THE BANDED GREENHOUSE THRIPS, HERCINOTHRIPS FEMORALIS (O. M. REUTER), IN FLORIDA

(THYSANOPTERA: THIRIPIDAE)<sup>1</sup>

H. A. DENMARK<sup>2</sup>

SYNONYMY: HELIOTHRIPS FEMORALIS O. M. REUTER, 1891:166.  
HELIOTHRIPS CESTRI PERGANDE, 1895:390.  
HERCINOTHRIPS FEMORALIS (O. M. REUTER), BAGNALL, 1932:506.

INTRODUCTION: REUTER (1891) FIRST DESCRIBED THIS THRIPS FROM SPECIMENS TAKEN IN A GREENHOUSE AT HELSINGFOR, FINLAND. BAGNALL (1932) TRANSFERRED HELIOTHRIPS FEMORALIS TO HERCINOTHRIPS. WHITE (1916) FOUND LARGE NUMBERS OF THIS THRIPS INFESTING A NUMBER OF PLANTS, BUT WERE MAINLY CONFINED TO SUGAR-BEET SEEDLINGS IN GREENHOUSES IN WASHINGTON, D. C. WHITE REFERRED TO THIS PEST AS THE SUGAR-BEET THRIPS AND DID A LIFE HISTORY STUDY WITH AN AVERAGE MEAN TEMPERATURE OF 73°F AND FOUND THAT IT TOOK ABOUT 30 DAYS FROM EGG TO ADULT. THE GREENHOUSE THRIPS, HELIOTHRIPS HAEMORRHODIALIS (BOUCHE), AND THE BANDED GREENHOUSE THRIPS WERE BOTH REDUCED IN NUMBERS BELOW THE ECONOMIC THRESHOLD FOR SEVERAL YEARS FOLLOWING THE MEFLY SPRAYS IN FLORIDA IN 1956-58. BOTH SPECIES PRESENTLY ARE INCREASING, PARTICULARLY UNDER GREENHOUSE CONDITIONS.

DISTRIBUTION: H. FEMORALIS IS WIDELY DISTRIBUTED THROUGHOUT THE WORLD MAINLY IN GREENHOUSES IN THE TEMPERATE ZONES. IT OCCURS OUT-OF-DOORS IN THE TROPICS AND SUBTROPICS. COMMONLY DISTRIBUTED THROUGHOUT FLORIDA, IT IS MOST OFTEN FOUND AS AN ECONOMIC PEST IN CENTRAL AND SOUTH FLORIDA.

HOSTS: HINDS (1902) LISTED AMARYLLIS SP., ARALIA SP., ARUM SP., CESTRUM NOCTURNUM L., CHRYSANTHEMUM SP., CRINUM SP., CUCUMIS SATIVUS L., DRACAENA SP., EUCHARIS GRANDIFLORA PLANCH., FATSHEDRA SP. (FIG. 1), FICUS ELASTICA ROXB., FICUS GRANDIFOLIA KUNTH & BOUCHE, CALONYCTION SP., GARDENIA SP., GOSYPIUM SP., HOYA CARNOSA R. BR. (FIG. 2), HYDRANGEA SP., PANDANUS SP., PHOENIX SP., PLECTRANTHUS AUSTRALIS R. BR. (FIG. 3), QUAMOCLIT LOBATA HOUSE, SCINDAPSUS AUREUS ENGLER (FIG. 4), ZANTEDESCHIA AETHIOPICA (L.) SPRENG., LYCOPERSICUM SP., AND VITIS SP.

THERE ARE MANY CULTIVATED PLANTS RECORDED AS HOSTS FROM FLORIDA. ACCORDING TO THE NUMBER OF REPORTS AND SEVERITY OF INFESTATIONS, SYNGONIUM PODOPHYLLUM SCHOTT, PHILODENDRON SELLOUM C. KOCH (FIG. 5), BRASSAIA ACTINOPHYLLA ENDL., CRINUM SP., AND PEPEROMIA SP. ARE THE HOSTS MOST OFTEN FOUND INFESTED.

DESCRIPTION: A DISTENDED ADULT (FIG. 6) IS ABOUT 1.6 MM IN LENGTH; GENERALLY DARK BROWN WITH HEAD, THORAX, AND TERMINAL SEGMENT OF ABDOMEN LIGHTER. LEGS YELLOW, EXCEPT MID AND HIND FEMORA ARE BROWN. ANTENNAL SEGMENTS I AND II CONCOLOROUS WITH HEAD, SEGMENTS III AND IV AND MOST OF V, EXCEPT APEX, LIGHT YELLOW, APEX OF V AND ALL OF V-VIII BROWN. FOREWING WITH A BROWN SPOT ABOVE SCALE, A BROAD MEDIAN BROWN BAND, AND SUBAPICAL BROWN BAND; REMAINDER OF WING PALE. BODY SETAE PALE YELLOW.

CONTROL: UNIVERSITY OF FLORIDA, IFAS, RECOMMENDS MALATHION, LINDANE, DIMETHOATE (CYGON OR DEFEND), AND META-SYSTOX-R FOR CONTROL. APPLY A SECOND APPLICATION IN 7 TO 10 DAYS.

REFERENCES:

- BAGNALL, RICHARD S. 1932. BRIEF DESCRIPTIONS OF NEW THYSANOPTERA XVII. ANN. MAG. NAT. HIST. (TENTH SERIES) 59:505-520.  
HINDS, W. E. 1902. CONTRIBUTION TO A MONOGRAPH OF THE INSECTS OF THE ORDER THYSANOPTERA INHABITING NORTH AMERICA. PROC. U. S. NAT. MUS. NAT. HIST. 26(1310):172-176.  
PERGANDE, THEODORE. 1895. OBSERVATIONS ON CERTAIN THIRIPIDAE. INSECT LIFE, USDA, DIV. OF ENTOMOL. 7:390-395.  
REUTER, O. M. 1891. THYSANOPTERA, FUNNA I FINSKA ORANGERIER. MEDDELELSER AF SOCIETAS PRO FAUNA ET FLORA FENNICA 17:160-167.  
STANNARD, L. J. 1968. THE THRIPS OR THYSANOPTERA OF ILLINOIS. BULL. ILL. NAT. HIST. SURVEY 28, ART. 4:318-319.  
WHITE, W. H. 1916. THE SUGAR BEET THRIPS. USDA BULL. No. 421, 12 P.

<sup>1</sup>CONTRIBUTION No. 381, BUREAU OF ENTOMOLOGY

<sup>2</sup>CHIEF OF ENTOMOLOGY, DIV. PLANT IND., P. O. Box 1269, GAINESVILLE FL 32602



FIG. 1. DAMAGED FATSHEDRA SP.



FIG. 2. DAMAGED HOYA CARNOSA R. BR.




FIG. 3. DAMAGED PLECTRANTHUS AUSTRALIS R. BR.




FIG. 4. DAMAGED SCINDAPSUS AUREUS ENGLER.




FIG. 5. DAMAGED PHILODENDRON SELLOUM C. KOCH.




FIG. 6. A DISTENDED ADULT, HERCINOTHRIPS FEMORALIS (O. M. REUTER).