

A GALL MITE, TRISETACUS FLORIDANUS K.,¹ ON FLORIDA PINES
(ACARINA: ERIOPHYIDAE)

H. A. DENMARK

INTRODUCTION: THIS GALL MITE WAS ORIGINALLY COLLECTED AT GAINESVILLE, FLORIDA, ON 12 JANUARY 1964 (L. C. KUITERT) ON PINUS SP. IT APPEARS TO BE CONFINED TO PINES AND COULD BECOME OF MINOR ECONOMIC IMPORTANCE IN THE PRODUCTION OF PINE FORESTS IF IT SHOULD BECOME WIDESPREAD IN THE SOUTHEASTERN UNITED STATES.

DISTRIBUTION: T. FLORIDANUS HAS BEEN TAKEN IN FLORIDA IN ALACHUA COUNTY (GAINESVILLE) AND ST. JOHNS COUNTY (MOULTRIE).

HOSTS: TO DATE THIS MITE HAS BEEN TAKEN ON PINUS CLAUSA (CHAPM.) VASEY, PINUS ELLIOTTII ENGLM., PINUS GLABRA WALT. AND PINUS SP.

ECONOMIC IMPORTANCE: NOTHING IS KNOWN ABOUT THE BIOTIC POTENTIAL OF THIS MITE, BUT THE FEEDING DAMAGE TENDS TO SHORTEN THE TERMINAL GROWTH (FIG. 1) AND FORM SMALL TO MEDIUM GALLS (FIG. 2). THE MITES APPEAR TO PREFER THE YOUNG TERMINAL SHOOTS AND HAVE BEEN TAKEN FROM JANUARY THROUGH AUGUST. MORE INTENSIVE SURVEYS WILL PROBABLY SHOW A MUCH WIDER DISTRIBUTION AND THE PRESENCE OF THIS MITE EVERY MONTH OF THE YEAR.

DESCRIPTION: ACCORDING TO KEIFER (1964) TRISETACUS FLORIDANUS IS CLOSELY RELATED TO T. EHMANNI, BUT ON FLORIDANUS THE ADMEDIAN AND SUBMEDIAN LINES ARE SEPARATED AND IT HAS AN 8-RAYED FEATHERCLAW (FIG. 3). THE FEMALE IS 280-375 μ LONG AND 50-55 μ THICK. IT IS LIGHT YELLOWISH WHITE, WORM-LIKE ELONGATE WITH A DOWN CURVED ROSTRUM. THE ABDOMEN HAS 65 TO 70 RINGS AND IS COMPLETELY MICRO-TUBERCULATE (FIG. 4).

CONTROL: TO DATE NO CONTROLS HAVE BEEN MADE OR REQUESTED FOR THIS MITE.

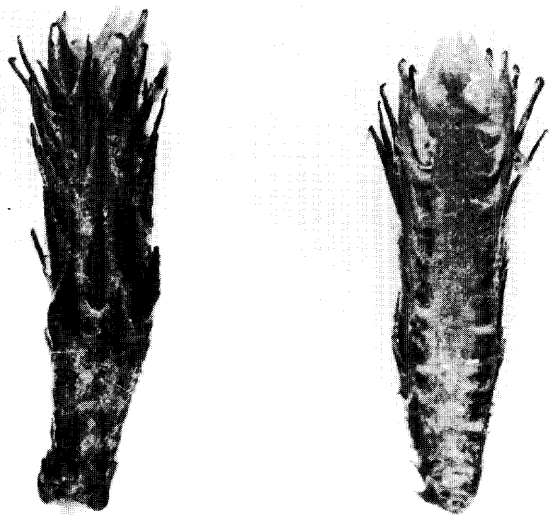


FIG. 1. INJURED TERMINALS.




FIG. 2. GALL FORMATION ON PINUS SP.



FIG. 3. FEATHERCLAW (AFTER KEIFER).

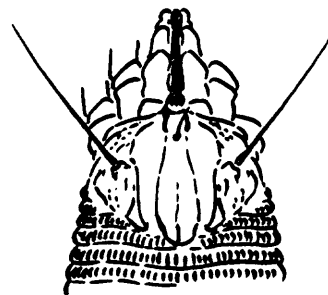


FIG. 4. DORSAL SHIELD (AFTER KEIFER).

LITERATURE CITED:

KEIFER, H. H. 1964. ERIOPHID STUDIES B-12, BUREAU OF ENTOMOLOGY, CALIF. DEPT. OF AGRIC. P. 19.

¹CONTRIBUTION No. 200, BUREAU OF ENTOMOLOGY.